

GENERAL NOTES :

1. ALL DRAWINGS TO BE READ ALONG WITH THE DRAWING SPECIFICATIONS AND FOLLOWED ALWAYS.
2. IN CASE OF ANY DISCREPANCY NOTICED IN THE DRAWINGS, THE DRAWINGS SHOULD NOT BE SIGNED OFF.
3. REEDED ON THE LATEST REVISED DRAWINGS, BEFORE PROCEEDING WITH ANY WORK ON THE PART EFFECTS.
4. STRUCTURAL MEMBERS SIZES SHALL BE READ FROM THE STRUCTURAL DRAWINGS, BUT THEN RECHECKED WITH THE ARCHITECTURAL DRAWINGS, BUT THEN RECHECKED WITH THE ARCHITECTURAL DRAWINGS, BUT THEN RECHECKED WITH THE ARCHITECTURAL DRAWINGS.
5. EXCEPTED ONLY AFTER THE CORRECTION IS MADE.

SPECIAL NOTES :-

THIS DRAWING TO BE READ ALONG WITH THE DRAWING SPECIFICATIONS AND FOLLOWED ALWAYS. IN CASE OF ANY DISCREPANCY NOTICED IN THE DRAWINGS, THE DRAWINGS SHOULD NOT BE SIGNED OFF. REEDED ON THE LATEST REVISED DRAWINGS, BEFORE PROCEEDING WITH ANY WORK ON THE PART EFFECTS. STRUCTURAL MEMBERS SIZES SHALL BE READ FROM THE STRUCTURAL DRAWINGS, BUT THEN RECHECKED WITH THE ARCHITECTURAL DRAWINGS, BUT THEN RECHECKED WITH THE ARCHITECTURAL DRAWINGS.

ISSUED

R1 25.08.2008 REVISED R1

REVISION

NO. DATE PARTICULARS

PROJECT

RANCHI PHASE III, JNUJRM (G+3)

STRUCTURAL CONSULTANTS

B2 SHY COLONY, NEAR KIRTI NAGAR, JALPURA (RAJ)  
(M)-9231450014

CLIENT:

Infrastructure Professionals Enterprises (P) Ltd.  
C-2, Green Park Extension  
New Delhi-110016, India

DRAWING TITLE

COLUMNS LAYOUT PLAN & R/F DETAILS

SCALE 1:50 DWG. NO. P-01

DATE 21 AUG.08 REV. NO. DESIGN BY JASORA

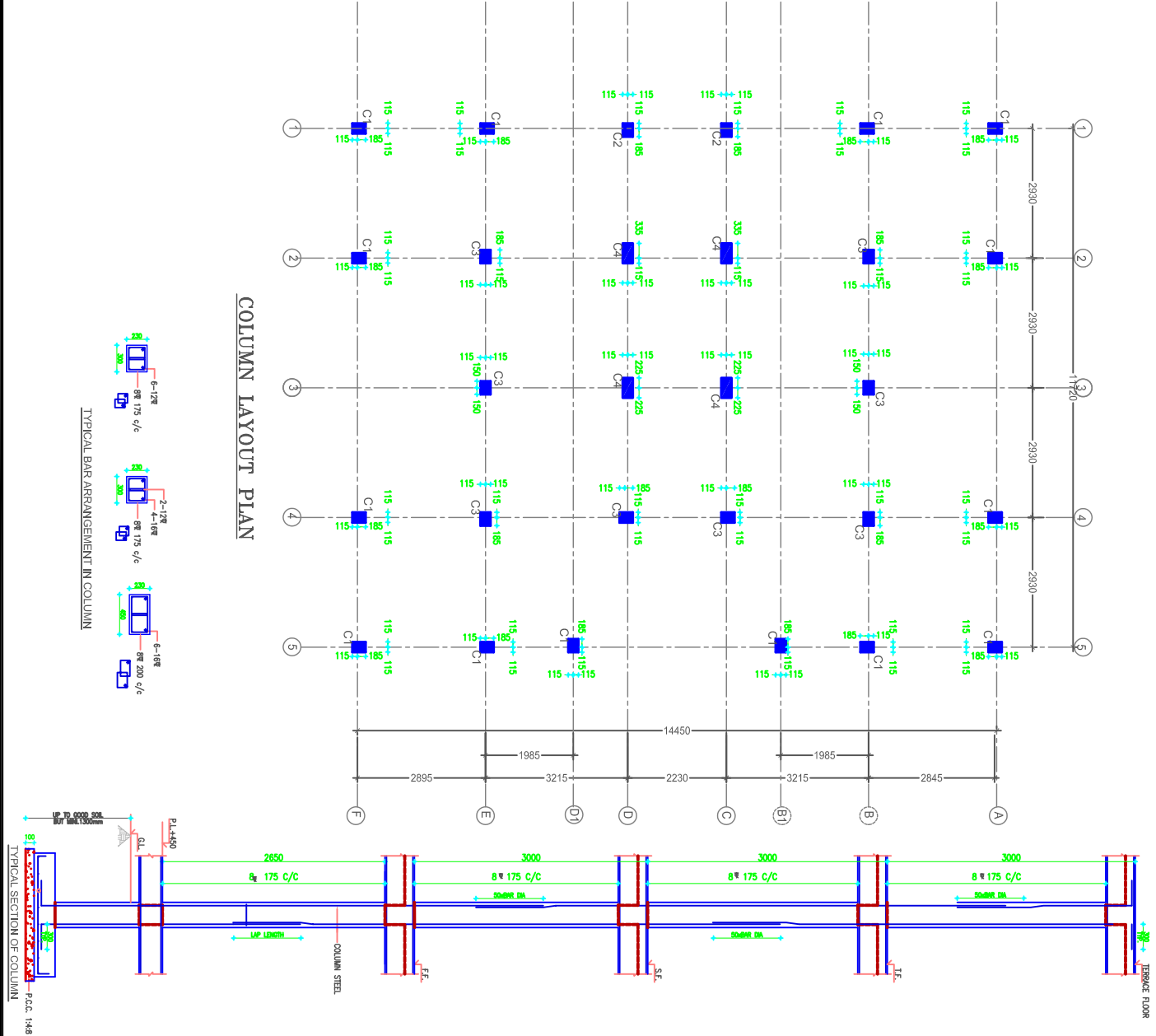
GENERAL NOTES :

1. Read this drawing along with architectural drawing.
2. All dimensions all levels are in meters, millimetres.
3. All reinforcement shall be high yield strength cold deformed bars for steel having a minimum yield strength of 415 N/mm<sup>2</sup> and shall conform to specification.
- 4a. Unless otherwise shown construction joints shall be located near mid span of structural members.
- 4b. Unless otherwise shown minimum lap length shall 50xbar dia of smaller bar being lapped.
- 4c. At any section not more than 50% of the total number of bars on any face of the beams shall have lapped splice.
- 4d. unless otherwise shown lapping of top bars near support and bottom bars near mid span shall not be done in beams.
5. Clear cover to reinforcement shall be as under :
  - Footings top/bottom --- 40mm to main reinforcement
  - Footings side --- 25mm to main reinforcement
  - Beams --- 25mm to the stirrups.
  - Columns --- 15mm to main reinforcement
  - Columns --- 40mm to main reinforcement
6. Reinforcement are call out as under :
  - 4 - 20 --- dia of bars
  - 10 @ 150 --- no. of bars spacing
7. Grade of concrete shall be as under
  - Slab Beam --- M-20
  - Footings --- M-20
  - Columns --- M-20
8. All foundation are designed for a net safe bearing capacity of 10 TM / 2 at basement W.L.
9. Unless specified otherwise foundation shall be symmetrical about the column central line.
10. The following symbols & Notations are used in this Dwg.

- (a) 'xx' Indicates slab thickness in millimeters.
- (b) 'xxx' Indicates level in meters and millimeters on plan.
- (c) 'xxx' Indicates level in meters and millimeters in section/elevation.
- (d) Indicates sunken portion in slab.
- (e) Indicates cut out in structural member.
- (f) 'xx' Indicates section mark.
- (g) 'xx' Indicates section mark.
- (h) 'yy' Indicates detail on 'x'.
- (i) Indicates bottom reinf. in plan.
- (k) Indicates top reinf. in plan.

FLOOR	COLUMN C1	COLUMN C2	COLUMN C3	COLUMN C4
TERRACE TO STAIR CABINE	230x300	230x300	230x300	230x450
T.F. TO TERRACE	6-12Φ	6-12Φ	6-12Φ	4-16Φ + 2-12Φ
S.F. TO T.F.	6-12Φ	6-12Φ	6-12Φ	4-16Φ + 2-12Φ
F.F. TO S.F.	6-12Φ	6-12Φ	4-16Φ + 2-12Φ	6-16Φ
G.F. TO F.F.	6-12Φ	4-16Φ + 2-12Φ	4-16Φ + 2-12Φ	6-16Φ
FOUN. TO G.F.	6-12Φ	4-16Φ + 2-12Φ	4-16Φ + 2-12Φ	6-16Φ

COLUMN LAYOUT PLAN



[illegible]

- [illegible]

CONSULTANTS DRAWING FOR REFERENCE & WORKING AT SITE.  
FOR STRUCTURAL, ELECTRICAL, PLUMBING WORKS AND CONSIDERATIONS  
REFER RESPECTIVELY APPOINTED CONSULTANTS DRAWING.  
IN CASE OF ANY AMBIGUITY IN BETWEEN THE ARCHITECTURAL DRAWING OR  
CONSULTANTS DRAWING, THE DRAWING TO BE BROUGHT TO ARCHITECT'S  
NOTICE IMMEDIATELY, BEFORE PROCEEDING WITH WORK IN THAT PART.

CONSULTANTS DRAWING FOR REFERENCE & WORKING AT SITE.  
FOR STRUCTURAL, ELECTRICAL, PLUMBING WORKS AND CONSIDERATIONS  
REFER RESPECTIVELY APPOINTED CONSULTANTS DRAWING.  
IN CASE OF ANY AMBIGUITY IN BETWEEN THE ARCHITECTURAL DRAWING OR  
CONSULTANTS DRAWING, THE DRAWING TO BE BROUGHT TO ARCHITECT'S  
NOTICE IMMEDIATELY, BEFORE PROCEEDING WITH WORK IN THAT PART.



<p><b>SPECIAL NOTES :-</b></p> <p>1. ALL DIMENSIONS SHOULD BE IN METERS (M) UNLESS OTHERWISE SPECIFIED.</p> <p>2. ALL MATERIALS SHOULD BE OF THE BEST QUALITY AND SHOULD BE APPROVED BY THE ARCHITECTS BEFORE PROCEEDING WITH ANY WORK.</p> <p>3. ALL WORK SHOULD BE DONE IN ACCORDANCE WITH THE LATEST BUILDING CODES AND REGULATIONS.</p> <p>4. ALL WORK SHOULD BE DONE IN ACCORDANCE WITH THE LATEST BUILDING CODES AND REGULATIONS.</p> <p>5. ALL WORK SHOULD BE DONE IN ACCORDANCE WITH THE LATEST BUILDING CODES AND REGULATIONS.</p> <p>6. ALL WORK SHOULD BE DONE IN ACCORDANCE WITH THE LATEST BUILDING CODES AND REGULATIONS.</p> <p>7. ALL WORK SHOULD BE DONE IN ACCORDANCE WITH THE LATEST BUILDING CODES AND REGULATIONS.</p> <p>8. ALL WORK SHOULD BE DONE IN ACCORDANCE WITH THE LATEST BUILDING CODES AND REGULATIONS.</p> <p>9. ALL WORK SHOULD BE DONE IN ACCORDANCE WITH THE LATEST BUILDING CODES AND REGULATIONS.</p> <p>10. ALL WORK SHOULD BE DONE IN ACCORDANCE WITH THE LATEST BUILDING CODES AND REGULATIONS.</p>																																
<p><b>GENERAL NOTES :-</b></p> <p>1. ALL DIMENSIONS SHOULD BE IN METERS (M) UNLESS OTHERWISE SPECIFIED.</p> <p>2. ALL MATERIALS SHOULD BE OF THE BEST QUALITY AND SHOULD BE APPROVED BY THE ARCHITECTS BEFORE PROCEEDING WITH ANY WORK.</p> <p>3. ALL WORK SHOULD BE DONE IN ACCORDANCE WITH THE LATEST BUILDING CODES AND REGULATIONS.</p> <p>4. ALL WORK SHOULD BE DONE IN ACCORDANCE WITH THE LATEST BUILDING CODES AND REGULATIONS.</p> <p>5. ALL WORK SHOULD BE DONE IN ACCORDANCE WITH THE LATEST BUILDING CODES AND REGULATIONS.</p> <p>6. ALL WORK SHOULD BE DONE IN ACCORDANCE WITH THE LATEST BUILDING CODES AND REGULATIONS.</p> <p>7. ALL WORK SHOULD BE DONE IN ACCORDANCE WITH THE LATEST BUILDING CODES AND REGULATIONS.</p> <p>8. ALL WORK SHOULD BE DONE IN ACCORDANCE WITH THE LATEST BUILDING CODES AND REGULATIONS.</p> <p>9. ALL WORK SHOULD BE DONE IN ACCORDANCE WITH THE LATEST BUILDING CODES AND REGULATIONS.</p> <p>10. ALL WORK SHOULD BE DONE IN ACCORDANCE WITH THE LATEST BUILDING CODES AND REGULATIONS.</p>																																
<p><b>ISSUED</b></p> <table><tr><td>NO.</td><td>DATE</td><td>PARTICULARS</td></tr><tr><td> </td><td> </td><td> </td></tr><tr><td> </td><td> </td><td> </td></tr><tr><td> </td><td> </td><td> </td></tr><tr><td> </td><td> </td><td> </td></tr><tr><td> </td><td> </td><td> </td></tr><tr><td> </td><td> </td><td> </td></tr><tr><td> </td><td> </td><td> </td></tr><tr><td> </td><td> </td><td> </td></tr><tr><td> </td><td> </td><td> </td></tr></table>			NO.	DATE	PARTICULARS																											
NO.	DATE	PARTICULARS																														
<p><b>REVISION</b></p> <table><tr><td>NO.</td><td>DATE</td><td>PARTICULARS</td></tr><tr><td> </td><td> </td><td> </td></tr><tr><td> </td><td> </td><td> </td></tr><tr><td> </td><td> </td><td> </td></tr><tr><td> </td><td> </td><td> </td></tr><tr><td> </td><td> </td><td> </td></tr><tr><td> </td><td> </td><td> </td></tr><tr><td> </td><td> </td><td> </td></tr><tr><td> </td><td> </td><td> </td></tr><tr><td> </td><td> </td><td> </td></tr></table>			NO.	DATE	PARTICULARS																											
NO.	DATE	PARTICULARS																														
<p><b>PROJECT</b></p> <p><b>RANCHI PHASE III,</b></p> <p><b>JINPURM</b></p> <p><b>(G+3)</b></p>																																
<p><b>STRUCTURAL CONSULTANTS</b></p> <p><b>UNIQUE ENGINEERING CONSULTANTS</b></p> <p>87, SHIV COLONY, NEAR HIRTI MARG,</p> <p>OPP. KANAL &amp; COMPANY, TONK ROAD</p> <p>JAIPOUR, (RAJ.)</p> <p>(M)-9831450014</p>																																
<p><b>CLIENT:</b></p> <p><b>Infrastructure Professionals Enterprises (P) Ltd</b></p> <p>C-2, Green Park Extension</p> <p>New Delhi-110016, India</p>																																
<p><b>DRAWING TITLE</b></p> <p><b>FOUNDATION DETAILS</b></p> <p><b>(SHEET 1 OF 2)</b></p>																																
<p><b>SCALE</b></p> <p>1:50</p>																																
<p><b>DATE</b></p> <p>21 AUG.08</p>																																
<p><b>REV. NO.</b></p> <p>P-02</p>																																
<p><b>DESIGN BY</b></p> <p>JASOBA</p>																																

1. WRITTEN COMMENTS SHOULD BE FOLLOWED ALWAYS. DRAWINGS SHOULD BE SCALED.
2. IN CASE OF A DISCREPANCY NOTICED IN THE DRAWINGS, THE ARCHITECT MUST BE NOTIFIED BEFORE PROCEEDING WITH ANY WORK ON THAT PART.
3. REFER ONLY THE LATEST REVISION DRAWINGS. NO USE AT SITE.
4. STRUCTURAL MEMBER SIZE CAN BE READ FROM THE STRUCTURAL DRAWINGS, BUT THEIR PLACEMENTS SHOULD BE AS PER ARCHITECTURAL DRAWINGS. IN CASE ANY TOTAL DRAWINGS IS NOTICED, IMMEDIATELY INFORM THE ARCHITECTS, BEFORE PROCEEDING WITH ANY WORK ON THAT PART.
5. IN CASE OF A DISCREPANCY, BARRY WORK, R.C. WORK NOT SHOWN IN SANCTIONED DRAWING SHOULD BE EXECUTED ONLY AFTER THE CORROBORATION SANCTION / REGISTRATION.

• THIS DRAWING IS TO BE READ ALONG WITH AND COORDINATED WITH RELEVANT CONSULTANTS' DRAWING FOR REFERENCE & WORKING AT SITE. FOR STRUCTURAL, ELECTRICAL, PLUMBING WORKS AND CONSIDERATIONS REFER RESPECTIVE APPOINTED CONSULTANTS' DRAWING.

IN CASE OF ANY AMBIGUITY "I" BETWEEN THE ARCHITECTURAL DRAWING OR CONSULTANTS' DRAWING, THE DRAWING TO BE BROUGHT TO ARCHITECT'S NOTICE IMMEDIATELY, BEFORE PROCEEDING WITH WORK IN THAT PART.

[illegible]

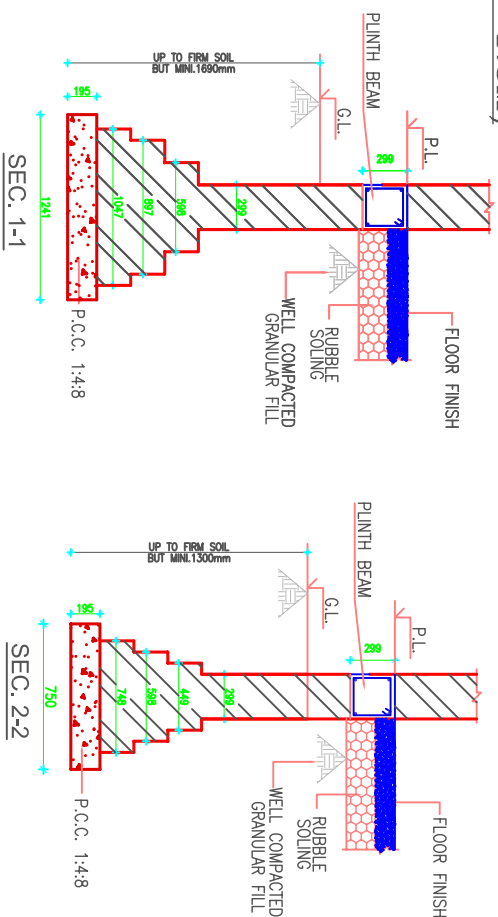
## REVISION

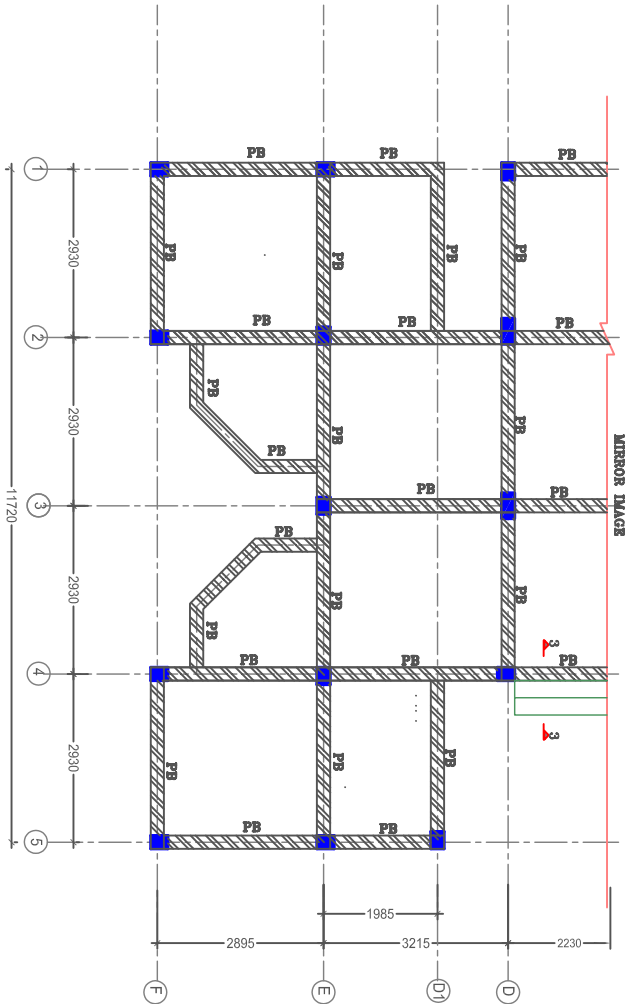
**STRUCTURAL CONSULTANTS**  
**UNIQUE ENGINEERING CONSULTANTS**  
87, SHIV COLONY, NEAR KIRTI NAGAR  
OPP. KAMAL & COMPANY, TONK ROAD  
JAIPUR, (RAJ.)  
(M)-08314500014

**Infrastructure Professionals Enterprises (P) Ltd**  
C-2, Green Park Extension  
New Delhi-110016, India

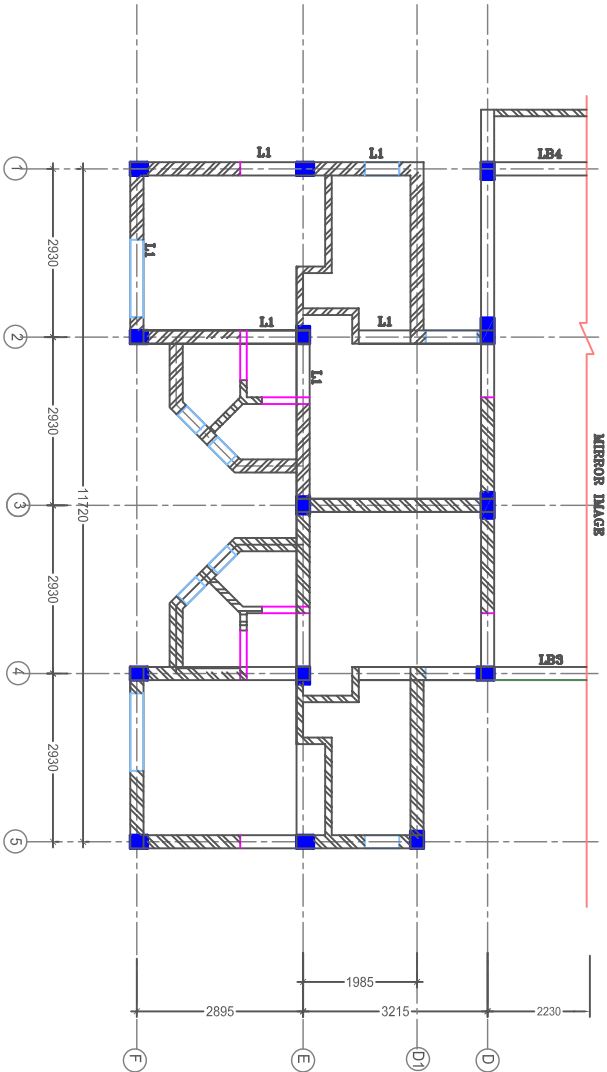
DRAWING TITLE  
FOUNDATION DETAILS  
(SHEET 2 OF 2)

SCALE 1:50	DWG. NO. P-03	
DATE 21 AUG.08	REV.NO.	DESIGN B JASORIA

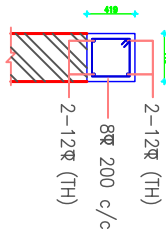




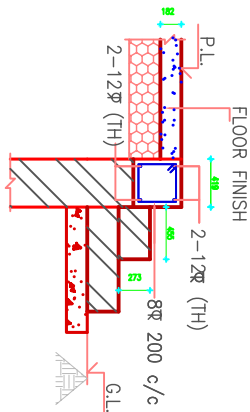
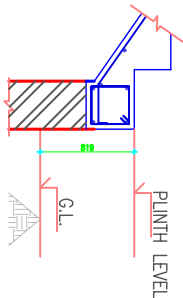
PLINTH LEVEL PLAN(+0.450M)



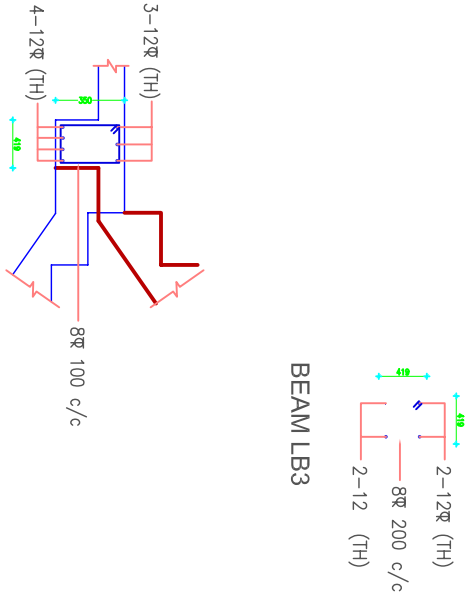
TYPICAL LINTEL LEVEL PLAN



TYPICAL PLINTH BEAM



SEC. 3-3



LANDING LEVEL BEAM LB4

GENERAL NOTES :

1. THE DRAWING SHALL BE FOLLOWED ALWAYS.
2. IN CASE OF ANY DISCREPANCY NOTICED IN THE DRAWINGS, THE DRAWINGS SHOULD NOT BE SCALED.
3. REFER ONLY THE LATEST REVISED DRAWINGS, NOT THE ORIGINAL DRAWINGS, FOR ANY WORK ON THIS PART.
4. STRUCTURAL MEMBERS SIZES SHALL BE READ FROM THE DRAWINGS, BUT THEIR PLACEMENTS SHOULD BE CONFIRMED WITH THE ARCHITECTURAL & STRUCTURAL ARCHITECTS BEFORE PROCEEDING WITH ANY WORK ON THIS PART.
5. SHOWN IN SANCTIONED DRAWING SHOULD BE EXERCISED ONLY AFTER ITS CORROBORATION BY THE ARCHITECT'S REGISTRATION.

SPECIAL NOTES :-

THIS DRAWING TO BE READ ALONG WITH THE CORROBORATION WITH THE ARCHITECTURAL & STRUCTURAL ARCHITECTS, BEFORE PROCEEDING WITH ANY WORK ON THIS PART. IN CASE OF ANY DISCREPANCY BETWEEN THE ARCHITECTURAL DRAWING OR THE STRUCTURAL DRAWING, THE ARCHITECTS SHOULD BE NOTICED IMMEDIATELY BEFORE PROCEEDING WITH ANY WORK ON THIS PART.

ISSUED

NO.	DATE	PARTICULARS

REVISION

PROJECT  
RANCHI PHASE III,  
JINJURM  
(G+3)

STRUCTURAL CONSULTANTS  
UNIQUE ENGINEERING CONSULTANTS  
B-2, SHIV DOLAN, NEAR KIRITI NAGAR  
JALPAIGURI, WEST BENGAL, INDIA  
(M)-9331450014

CLIENT:  
Infrastructure Professionals Enterprises (P) Ltd.  
C-2, Green Park Extension  
New Delhi-110016, India

DRAWING TITLE

PLINTH BEAMS & LINTEL  
BEAMS DETAILS

SCALE  
1:50  
DATE  
21 AUG.08  
REV. NO.  
P-04  
DESIGN BY  
JASORIA

GENERAL NOTES :

1. DRAWINGS SHALL BE FOLLOWED ALWAYS.
2. DRAWINGS SHOULD NOT BE SCALED.
3. IN CASE OF ANY DISCREPANCY NOTICED IN THE DRAWINGS, REFER TO THE LATEST REVISED DRAWINGS, NOT AT SITE.
4. STRUCTURAL MEMBERS SIZES SHALL BE READ FROM STRUCTURAL DRAWINGS, BUT THEIR PLACEMENTS SHOULD DIFFERENCES BETWEEN ARCHITECTURAL & STRUCTURAL ARCHITECTS BEFORE PROCEEDING WITH ANY WORK ON THAT PART.
5. SHOWN IN SANCTIONED DRAWING SHOULD BE EXCITED ONLY AFTER ITS CORROBORATION.

SPECIAL NOTES :-

\* THIS DRAWING TO BE READ ALONG WITH AND COORDINATED WITH RELEVANT DRAWINGS FOR STRUCTURAL, ELECTRICAL, PLUMBING WORKS AND INTERFERING WORKS. IN CASE OF ANY AMBIGUITY BETWEEN THE ARCHITECTURAL DRAWING OR STRUCTURAL DRAWING, REFER TO THE ARCHITECT'S DRAWING OR STRUCTURAL DRAWING IMMEDIATELY BEFORE PROCEEDING WITH ANY WORK ON THAT PART.

ISSUED

NO.	DATE	PARTICULARS

REVISION

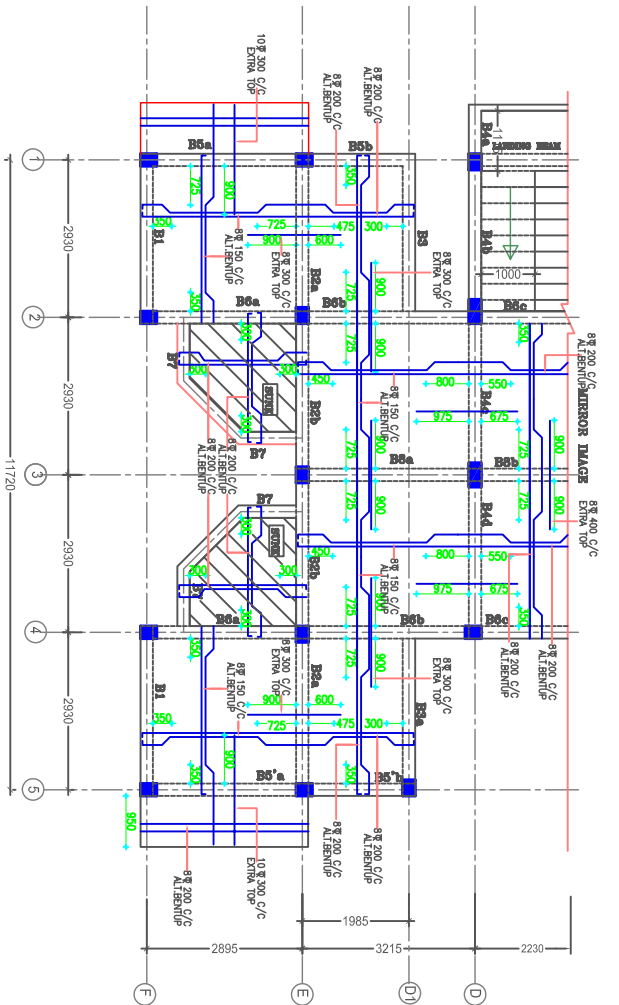

PROJECT  
RANCHI PHASE III,  
JANJURM  
(G+3)

STRUCTURAL CONSULTANTS  
UNIQUE ENGINEERING CONSULTANTS  
B-2, SHIV CO-OP. NEAR KIRTI NAGAR  
B-2, SHIV CO-OP. NEAR KIRTI NAGAR  
JALPURA (RAJ.)  
(M)-9351450001/4

CLIENT:  
Infrastructure Professionals Enterprises (P) Ltd.  
C-2, Green Park Extension  
New Delhi-110016, India

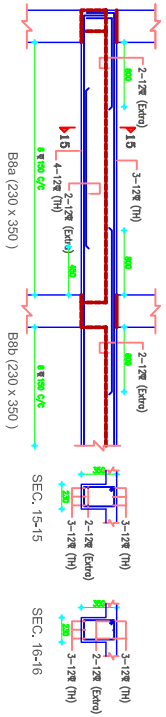
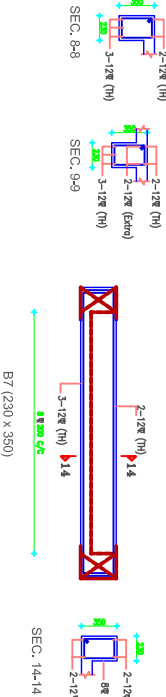
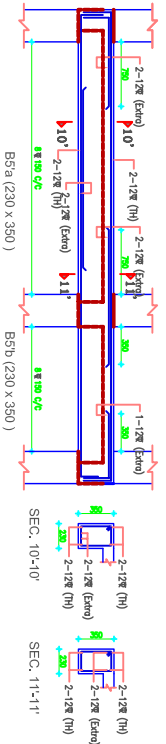
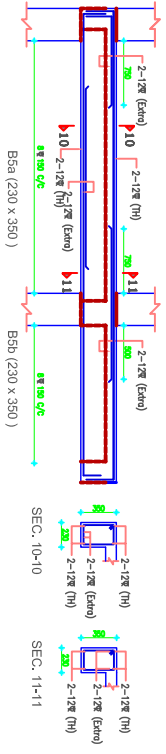
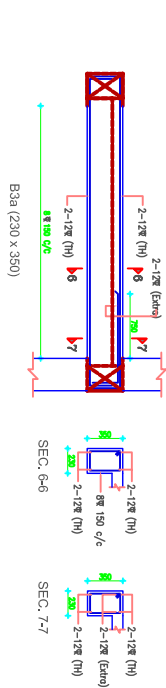
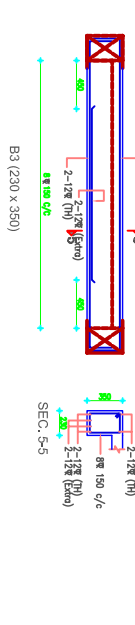
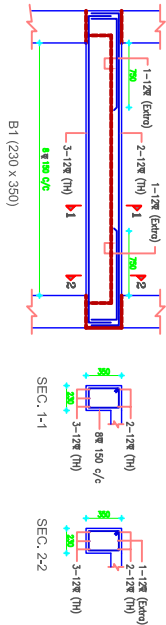
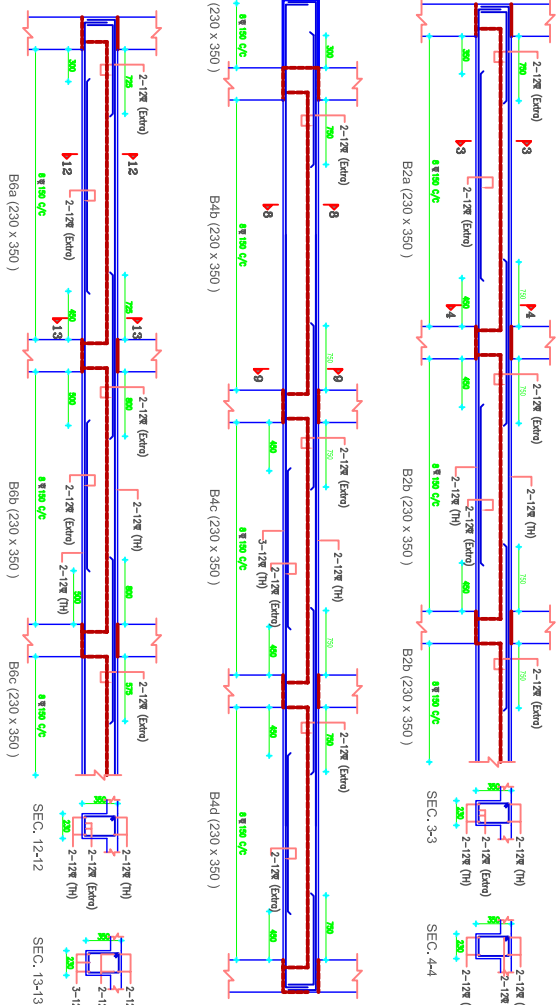
DRAWING TITLE  
TYPICAL ROOF SLAB & ROOF  
BEAMS DETAILS

SCALE 1:50	DWG. NO. P-05
DATE 21 AUG.08	DESIGN BY JASORA



TYPICAL FLOOR SLAB PLAN

ALL SLAB THICKNESS 100MM  
(L.A.T. TERRACE FLOOR WATER TANK SHALL BE PLACE ON BEAM LOCATION)



1. WRITTEN COMMENTS SHOULD BE FOLLOWED ALWAYS. DRAWINGS SHOULD BE SCALED.
2. IN CASE OF A DISCREPANCY NOTICED IN THE DRAWINGS, THE ARCHITECT'S COMMENTS, BEFORE PROCEEDING WITH ANY WORK ON THAT PART.
3. REFER ONLY THE LATEST REVISION DRAWINGS, ASSESS AT SITE.
4. STRUCTURAL NUMBER SITES CAN BE READ FROM BE AS PER ARCHITECTURAL DRAWINGS. IN CASE ANY TOTAL DRAWINGS IS NOTICED, IMMEDIATELY INFORM THE ARCHITECTS, BEFORE PROCEEDING WITH ANY WORK ON THAT PART.
5. IN CASE OF A DISCREPANCY, BARRY WORK, R.C. WORK NOT SHOWN IN SANCTIONED DRAWING SHOULD BE EXECUTED ONLY AFTER THE COOPERATION SANCTION / REGISTRATION.

THIS DRAWING TO BE USED ALONG WITH THE COORDINATED WITH ELECTRICAL CONSULTANTS DRAWING FOR REFERENCE & WORKING AT SITE.  
FOR STRUCTURAL, ELECTRICAL, PLUMBING WORKS AND CONSIDERATIONS REFER RESPECTIVE APPOINTED CONSULTANTS DRAWING.  
IN CASE OF ANY AMBIGUITY IN BETWEEN THE ARCHITECTURAL DRAWING OR CONSULTANTS DRAWING, THE DRAWING TO BE BROUGHT TO ARCHITECT'S NOTICE IMMEDIATELY BEFORE PROCEEDING WITH WORK IN THAT PART.

[illegible]

**STRUCTURAL CONSULTANTS**  
**UNIQUE ENGINEERING CONSULTANTS**  
87, SHIV COLONY, NEAR KIRITI NAGAR  
OPP. KAMAL & COMPANY, TONK ROAD  
JAIPUR, (RAJ.)  
(M)-09314500014

**Infrastructure Professionals Enterprises (P) Ltd**  
C-2, Green Park Extension  
New Delhi-110016, India

TYPICAL STAIR PALN

SCALE 1:50	DWG. NO. P-06
DATE 21 AUG.08	REV. NO. DESIGN BY JASORIA



<div>SPECIAL NOTES :-</div> <div><div></div><div><div>1.</div><div>WHEN MEASUREMENTS SHOULD BE FOLLOWED ALWAYS DRAWINGS NOT TO BE SCALED IN THE DRAWINGS IMMEDIATELY INFORM THE ARCHITECTS BEFORE PROCEEDING WITH ANY WORK ON THAT PART OF DRAWINGS.</div></div><div></div><div><div>2.</div><div>STRUCTURAL MEMBER SIZES SHALL BE READ FROM SITE SUPERSEDED DRAWINGS NOT TO BE REPTINUSE AT SITE. AS PER ARCHITECTUAL DRAWINGS IN CASE ANOMAL DRAWINGS IS NOTICED IMMEDIATELY INFORM THE ARCHITECTS BEFORE PROCEEDING WITH ANY WORK ON ALL FEATURES / BRICK WORK / R.C. WORK NOT SHOWN IN SANCTIONED DRAWING SHOULD BE CONSIDERED FOR INFORMATION AND NO SPECIFICATION SANCTION / REGULARISATION.</div></div></div>					
<div>SPECIAL NOTES :-</div> <div><div></div><div><div>1.</div><div>CONTRACTORS OBTAINING CONTRACT MUST BE FAMILIAR WITH RELEVANT PROJECT DOCUMENTS REGARDING TECHNICAL WORKS AND CONSIDERATIONS FOR STRUCTURAL, ELECTRICAL, PLUMBING WORKS AND CONSIDERATIONS REFER RESPECTIVE APPROVED CONTRACTANTS DRAWING.</div></div><div></div><div><div>2.</div><div>ALL CHANGES OR MODIFICATIONS TO THE EXISTING DRAWINGS OR CONTRACT DURING THE DRAWING TO BE PROVIDED TO ARCHITECTS NOTICE IMMEDIATELY BEFORE PROCEEDING WITH WORK IN THAT PART.</div></div></div>					
ISSUED					
NO.	DATE	PARTICULARS			
REVISION					
PROJECT RANCHI PHASE III, JINNURM <b>(G+3)</b>					
STRUCTURAL CONSULTANTS					
UNIQUE ENGINEERING CONSULTANTS 87, SHAH COLONY , NEAR KITTINAGAR OPP. RAMA & COMPANY, TONK ROAD JAIPUR, (RAJ.) (M)-09314500114					
CLIENT: <b>Infrastructure Professionals Enterprises (P) Ltd</b> , C-2, Green Park Extension New Delhi-110016, India					
DRAWING TITLE  TYPICAL STAIR PALN					
SCALE 1:50	DWG.NO. P-06				
DATE 21 AUG.08	REV.NO. DESIGN BY JASONIA				